

FINANCIALS

OUR FISCAL YEAR SUMMARY

July 1, 2019 through June 30, 2020

FISCAL YEAR 2020 FINANCIAL SUMMARY

STATEMENT OF ACTIVITIES

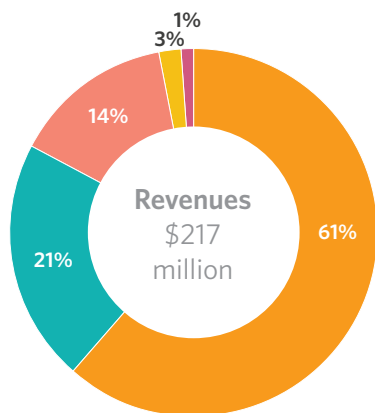
dollars in thousands

Revenues	2020	2019
contributions, grants, and gifts in kind		
individuals and family foundations	132,293	95,484
foundations and corporations	29,445	23,003
governments and multilateral organizations	45,111	33,444
gifts in kind and contributed services	7,482	3,194
other income	2,863	4,448
total revenues	217,193	159,573
Operating expenses		
program services	156,856	133,411
development	7,366	7,650
general and administration	10,421	10,054
total operating expenses	174,642	151,115
operating surplus (deficit)	42,551	8,457

STATEMENT OF FINANCIAL POSITION

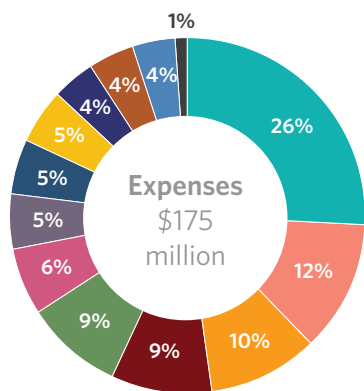
dollars in thousands

Assets	2020	2019
cash and cash equivalents	77,702	30,200
grants and other receivables, net	9,748	12,887
prepaid expenses and other assets	8,769	5,125
investments, at fair value	35,511	35,053
property and equipment, net	13,221	14,074
total assets	144,950	97,339
Liabilities and net assets		
liabilities		
accounts payable	23,366	20,171
deferred revenue	6,401	4,328
total liabilities	29,767	24,499
net assets		
without donor restrictions	34,879	24,860
with donor restrictions	80,304	47,980
total net assets	115,183	72,840
total liabilities and net assets	144,950	97,339



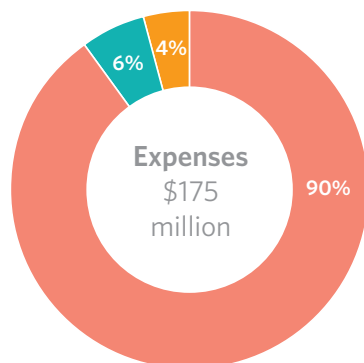
Revenues by source

- Individuals and Family Foundations (61%)
- Governments and Multilateral Organizations (21%)
- Foundations and Corporations (14%)
- Gifts in Kind and Contributed Services (3%)
- Other Income (1%)



Expenses by program

- Haiti (26%)
- Rwanda (12%)
- Development and Administration (10%)
- U.S. Strategy (9%)
- Multi-Site Clinical and Program Support (9%)
- Peru (6%)
- University of Global Health Equity (5%)
- Sierra Leone (5%)
- Liberia (5%)
- Lesotho (4%)
- Malawi (4%)
- EndTB (4%)
- Mexico (1%)



Allocation of expenses

- Program Services (90%)
- General and Administration (6%)
- Development (4%)

Revenue:

In fiscal year 2020, PIH received \$217.2 million in revenue, a 36% increase over fiscal year 2019, which was primarily driven by COVID-19 response efforts. Fiscal year 2020 revenue was comprised of \$132.3 million from individuals and family foundations (61% of total revenue), \$45.1 million from governments and multilateral organizations (21% of total revenue), and \$29.5 million from foundations and corporations (14% of total revenue). In addition, PIH received \$7.5 million in gifts in kind and contributed services, and \$2.9 million in other income (4% of total revenue).

Expenses:

PIH expenses increased from \$151.1 million in fiscal year 2019 to \$174.6 million in fiscal year 2020. In fiscal year 2020, 90% of funds were for direct program costs and 10% went to fundraising and administration.

Surplus (deficit):

PIH ended fiscal year 2020 with a \$42.6 million operating surplus.